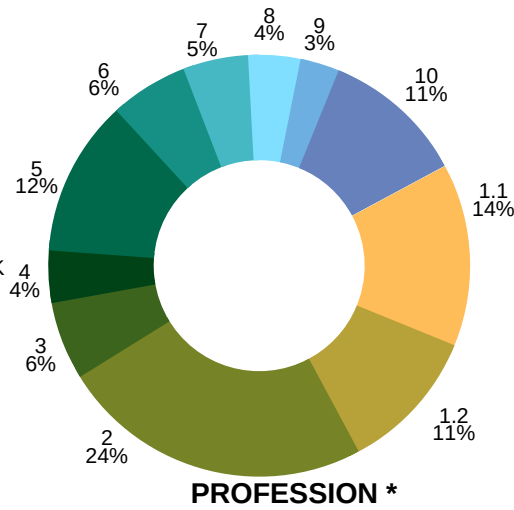
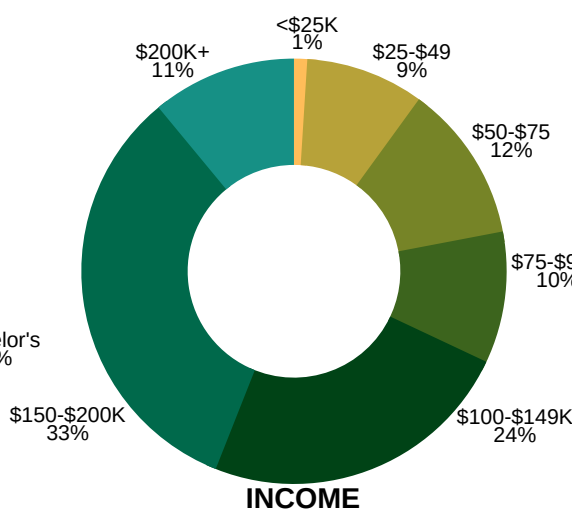
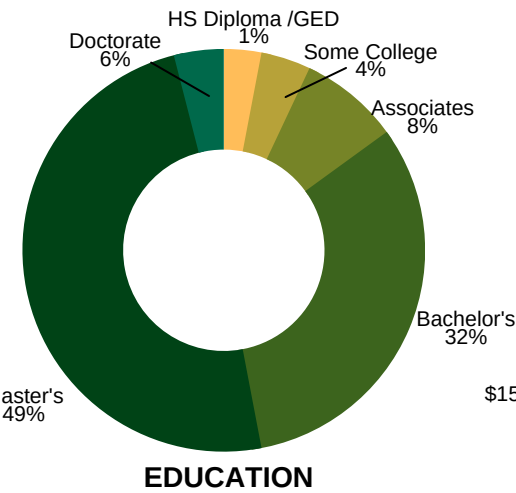
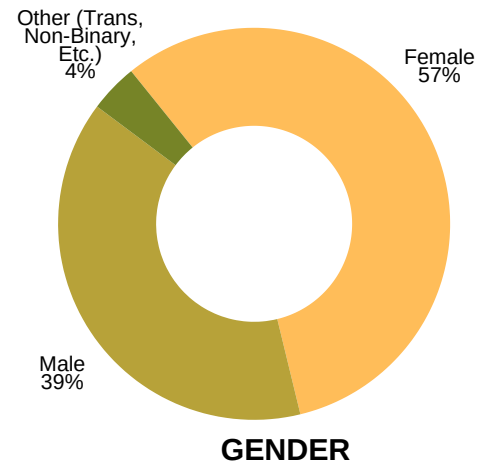
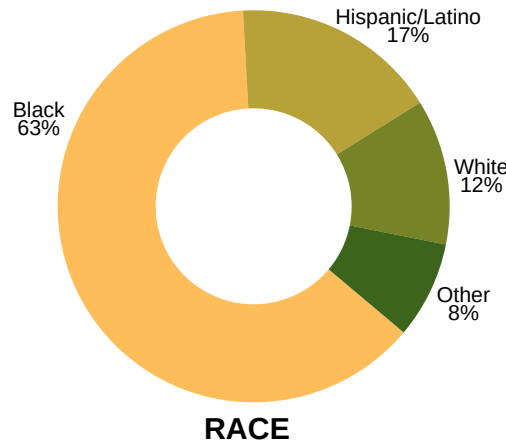
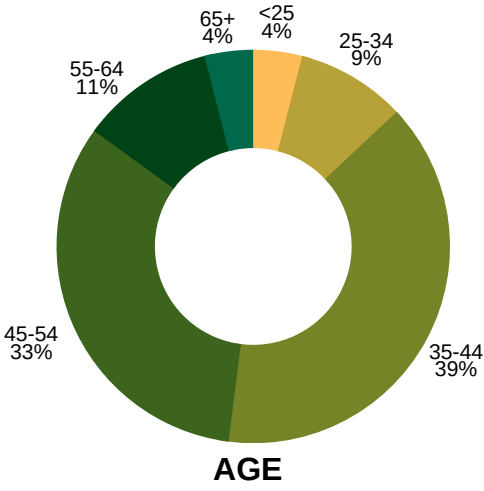


Global Member Demographics

While member demographics vary depending on Host City, our combined worldwide demographics are as follows:



* (1.1) Executive/senior-level officials and managers; (1.2) First/mid-level officials and managers; (2) Professionals; (3) Technicians; (4) Sales Workers; (5) Administrative support workers; (6) Craft workers; (7) Operations; (8) Laborers & helpers; (9) Service workers; (10) Entrepreneur/Consultant

Some interesting details about our members:

- 61.4% own their own homes
- 48.0% plan to buy their own home in the next 2 years
- 47.0% plan to remodel their home in the next 2 years
- 87.0% buy green products
- 46.0% own two vehicles
- 73.0% attended concerts

- 63.0% attended symphony, theater, or opera events
- 68.0% have children at home
- 63.0% shop regularly for their home/garden
- 79.0% have a pet at home
- 71.0% researched real estate/residential properties

- 23.0% are thinking about going back to school
- 51.0% used marijuana/cbd
- 71.0% are foodies
- 41.0% exercise regularly
- 37.0% are book lovers
- 68.0% are travel buffs

Source: 2023 DEN Membership Survey

